AI Interpretation Guide for Participants

During selected sessions, you can read an AI translation of the talk on your smartphone or listen to it through headphones.

What you'll need

Bring a smartphone with internet access and headphones if you plan to listen. No app installation or personal subscription is required.

1 Scan the QR code

Use your phone's camera to scan the QR code below, then open the link that appears.

2 Choose your language

Tap the language name at the bottom of the screen and choose your preferred language. In the example, 英語（米国） means English (US). The translation appears when the live feed starts.

3 Read or listen to the translation

To read only, keep the audio off. To listen, connect your headphones first, then tap the speaker icon at the bottom of the screen.

In the venue, please listen through headphones only. You are responsible for any data charges. Check your phone's battery level before you begin.

Troubleshooting

No text appears Check your internet connection. Before a talk or during a break, wait for the feed to start. If no text appears during the talk, refresh the page or ask a member of staff for help.

You can't hear the audio Check that your headphones are connected, the phone's volume is turned up and the audio button at the bottom of the screen is on.

The text is hard to read Tap Aa to adjust the text size. To see the translation across the full width of the screen, open the three-dot menu and choose the option to display one language.

The page won't open Scan the QR code posted at the venue again. If you see a "Page not found" message, ask a member of staff for help.

Your smartphone screen

Everyone uses the same QR code and chooses their own translation language. Use the controls at the bottom of the screen to change the language, text size, audio or display mode.

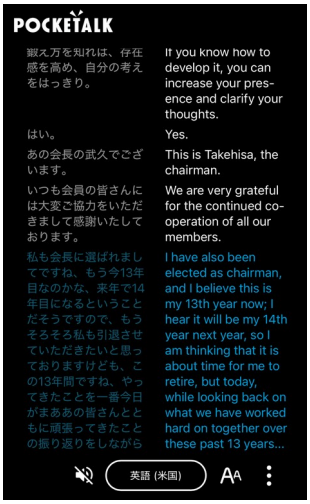

English

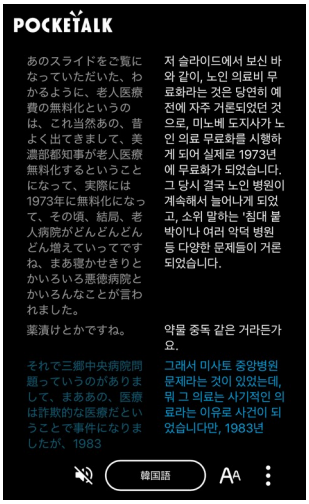

Korean

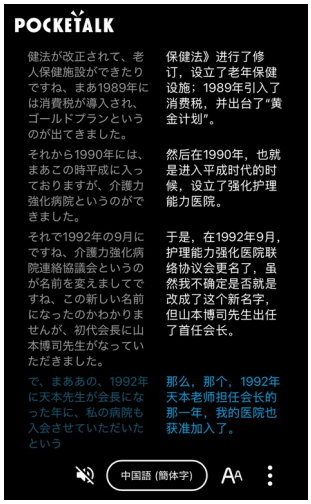

Simplified Chinese

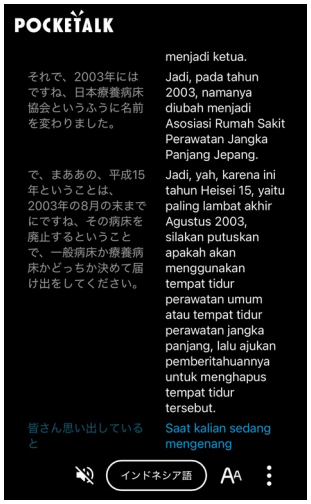

Indonesian

Controls at the bottom of the screen

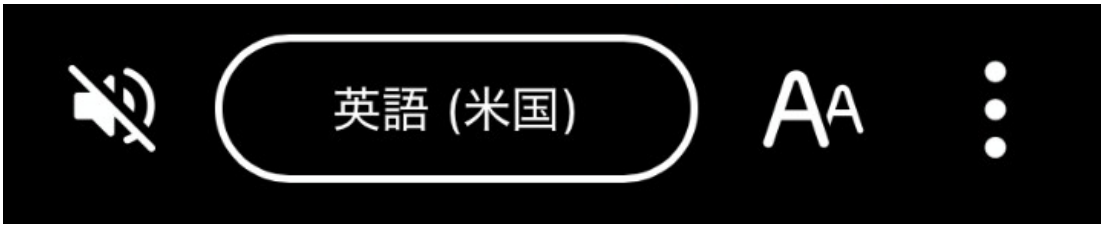

Control	How to use it
Speaker	Turn spoken translation on or off. Use headphones to listen.
Language name e.g. English (US)	Choose the language you want to read or hear.
Aa	Adjust the text size.
Three-dot menu	Switch between showing one language and showing two.

Blue text shows a translation in progress. The wording may change as the system continues to translate.

The appearance and position of the controls may vary with your device, browser and settings.

About AI interpretation

AI can make translation errors. The translated text or audio may lag behind the speaker.

All text in the screenshots comes from a test run and is shown for illustration only.